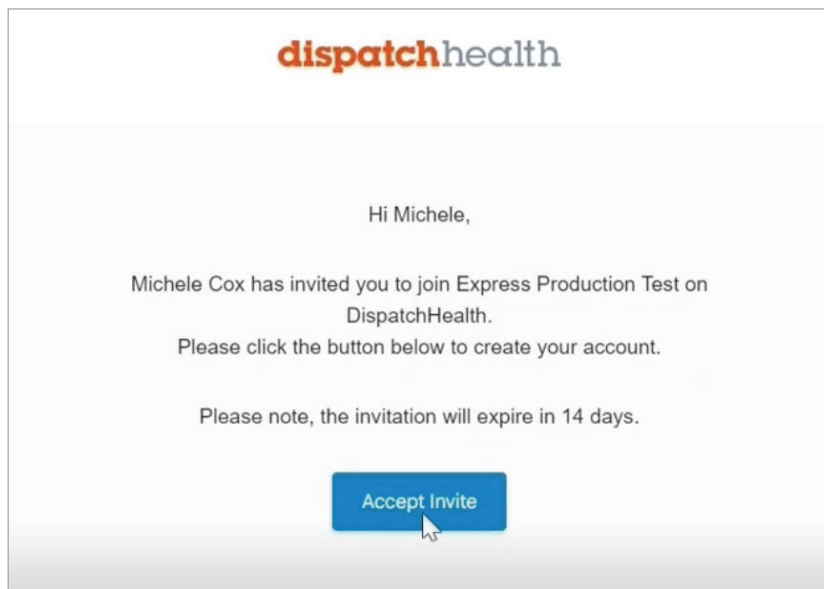
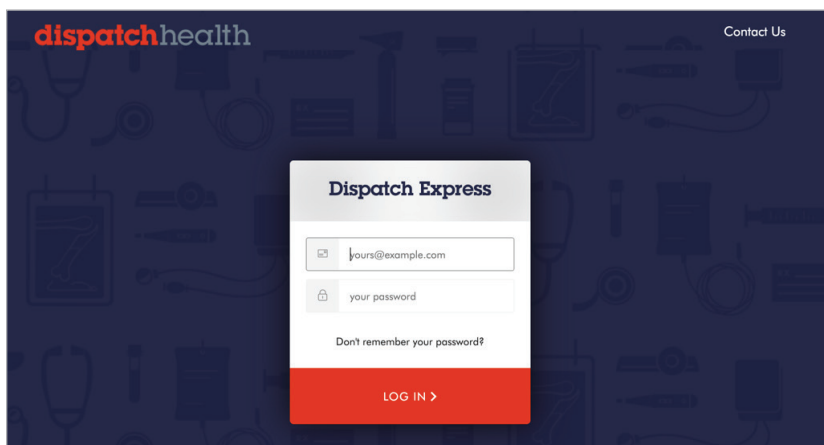



# How to activate your DispatchExpress account



Upon receiving your email invite to join DispatchExpress, click 'Accept Invite'.



On the welcome screen, create a password and then log in using the email the invite to register was sent to along with the password you just created.



**dispatchhealth**

Verify Your Identity

We've sent a text message to:

[Redacted phone number] [Edit](#)

Enter the 6-digit code

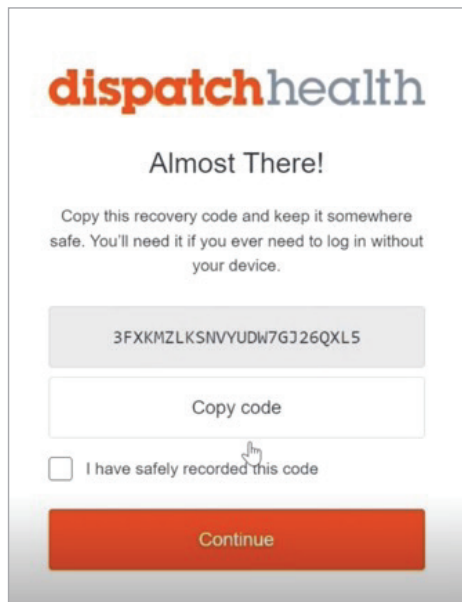
|

[Continue](#)

Didn't receive a code? [Resend](#) or [get a call](#)

[Try another method](#)

When prompted to Verify Your Identify, enter your phone number. You will receive a text message with a 6-digit code that you'll then enter and hit 'Continue'.



**dispatchhealth**

Almost There!

Copy this recovery code and keep it somewhere safe. You'll need it if you ever need to log in without your device.

3FXKMZLKSINVYUDW7GJ26QXL5

[Copy code](#)

☐ I have safely recorded this code

[Continue](#)

Almost There! Now simply copy the recovery code and save it somewhere you can access it if you ever have to log in without your device. We suggest emailing the code to yourself. Click Continue once you've saved the code.

You're In! You've now successfully activated your account.  
Remember to save DispatchExpress to your favorites:

**Express.DispatchHealth.com**